






Performance Indicators

Neath Port Talbot Council

Education, Leisure and Lifelong Learning - Other Education PI's

Print Date: 06-Sep-2018

How will we know we are making a difference (01/04/2018 to 30/06/2018)?

PI Title	Actual 16/17	Actual 17/18	Actual 18/19	Target 18/19	Perf. RAG
EDUCATION LEISURE & LIFELONG LEARNING					
ELLL - EDU/015a - The percentage of final statements of special education needs issued within 26 weeks including exceptions. (measured over the calendar year - quarterly)	23.64	37.31	57.89	37.00	 Green
57.89% - 44 statements issued within the 26 week timescale (including exceptions) out of a total of 76 possible statements. The increase in this measure is due to more proactive monitoring of timescales and an individual assessment of issues linked to any identified delay. This has led to an increase number of assessments being completed within timescales.					
ELLL - EDU/015b - The percentage of final statements of special education needs issued within 26 weeks excluding exceptions. (measured over the calendar year - quarterly)	100.00	100.00	97.78	100.00	 Amber
97.78% - 44 statements issued within the 26 week timescale (excluding exceptions) out of a total of 45 possible statements. The slight fall can be attributed to the team being allowed to record reasons linked to stated exceptions within timescales, an exception was logged in one case, but, the assessment was completed within timescales, hence the slight percentage change.					
ELLL - LCL001 - The number of visits to public libraries during the year, per 1,000 population (measured cumulatively over the financial year - quarterly)	1448.23	1366.97	1277.26	1366.00	 Red
There has been a fall in visitor number to public libraries in quarter 1 2018-19 of approximately 6% when compared to quarter 1 2017-18. This can be attributed to a number of local factors:- 1. At Baglan the Youth Club has moved out of the basement. The Club used to use the library regularly. 2. Neath has seen a fair bit of disruption outside the building as the pavements have been dug up. This made access to the library quite difficult for a period. 3. Skewen had a spike in numbers last year as a result of a whole school visit from Coedffranc during one week in June. This didn't happen this year. 4. Mobile Library has been off the road for more days this year than last.					